





# PORTLAND PUBLIC SCHOOLS – FACILITY ADA ASSESSMENT

Clarendon-Portsmouth School      K-8  
 August 31, 2009





## Site Accessibility

Parking	Three ADA spaces exist at the west parking lot. Repair sign at van accessible space. Verify that the stall width is 9-feet with an 8-foot striped aisle.	
West (Parking) Entry	West doorway is an accessible entry and marked with signage.	See picture above.
Front South Entry Accessible Path	Existing concrete stairs, ramp and handrails at building main doorway are compliant for adult reach range.	

## Accessible Route & Features


Front South Entry	Interior ramp and single handrails leading to Office 127. Add traction surface to ramp or use glue-down walk-off carpet in lieu of existing lay-down carpet mats (approximately 24 lf of rail.)	
West (Parking) Entry	Provide a second handrail at children's reach range to the existing single handrail at this accessible entry.	
Entry Stair, South side, east of Media Center	Existing 2 steps do not have handrails. Provide accessible double handrails (approximately 16 lf of rail.) This stair would be the closest to the projected new elevator location.	



Elevator #1	Provide an elevator for access to the first and second floors (but not the basement). One appropriate location for the elevator would be the northwest corner of Councilor Room 164. The second floor location would place the elevator in the northwest corner of Faculty Room 231. We would lose the minor unisex restroom located in room 231.	
Elevator #2	A secondary elevator location that would connect the basement and first floors (but not the second floor) would be outside in the northeast courtyard next to the existing exterior connector between the Gym and Multipurpose Room. The existing walkway is covered but not walled. This walkway connector and the new elevator could be enclosed. This elevator location would require a below grade enclosure and corridor.	
Computer Lab 236	Provide lever door hardware.	
Science Labs 218 and 221	Provide lever door hardware on these doors.	
Visual Arts 101	Provide lever door hardware.	
Classroom doors	Provide all classrooms with lever handle hardware for those not already upgraded.	
Stair Handrails, Interior	Replace existing wood handrails at east staircase from basement to second floor with double grab rails with top & bottom extensions (approximately 176 lf of rail.)	
Multi Purpose Room, Stage	Stage access is by existing ramp and lift.	
Media Center Workroom 149	Converted from former stage to enclosed, glass walled work area. Accessible by 2 narrow stairs and one side stairs. Need ramp or lift for rolling book racks at north side room (approximately 12 lf of ramp.)	



Plumbing Elements

2 <sup>nd</sup> Floor Restroom, Boys 209	Provide accessible toilet stall, clearances, lavatory and accessories within reach ranges.	
2 <sup>nd</sup> Floor Restroom, Girls 210	Provide accessible toilet stall, clearances, lavatory and accessories within reach ranges.	
Basement Restroom, Boys	Provide accessible toilet stall, clearances, lavatory and accessories within reach ranges.	
Basement Restroom, Girls	Provide accessible toilet stall, clearances, lavatory and accessories within reach ranges.	
Drinking Fountains	Provide an accessible high-low drinking fountain at the basement and second floor corridors.	
Boys Locker Room	If this room is still being used for this function, provide an accessible toilet, stall, grab bars, lavatory, accessories and shower.	
Girls Locker Room	If this room is still being used for this function, provide an accessible toilet, stall, grab bars, lavatory, accessories and shower.	
Science	Provide an accessible sink and gases in at least one science room.	
Visual Arts 101	Provide an accessible sink.	
HM 108	Provide an accessible sink.	
Office/Faculty	If a sink is provided, provide an accessible sink.	


Communication Elements

West (Parking) Entry	If this door is locked during business hours, install 2-way audio/visual communications at accessible height at exterior connecting directly with Office.	
Media Center	Provide assisted listening devices.	
Multi Purpose Room/Cafeteria	Provide assisted listening devices.	
Classrooms	Any need for assisted listening devices in programs at this school? Or within SPED classrooms?	
Signage	Provide accessible signage at new accessible	



	restrooms and common spaces. If signage is provided at classrooms, provide accessible signage.	
--	--	--

Special Spaces, Built-in Elements & Recreational Facilities

Boys Locker Room	Provide an accessible bench.	
Girls Locker Room	Provide an accessible bench.	
HM 108	Provide an accessible work counter adjacent to the accessible sink.	
South (Main) Entry	Where a bench is provided, provide an accessible bench.	
Play Surface	Play structure has safety impact surface. Path leading to area is soft mulch or landscape dirt. Verify accessible soft surface from play area to parking area, or provide a paved path.	
Play Structure	Verify that the existing play structure is accessible, and modify if needed.	

